
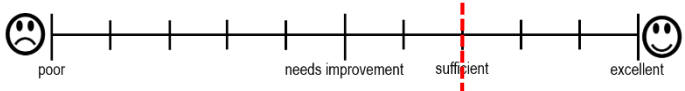



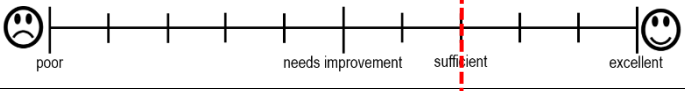

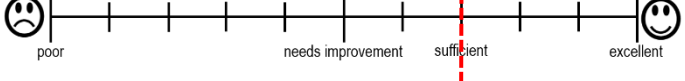



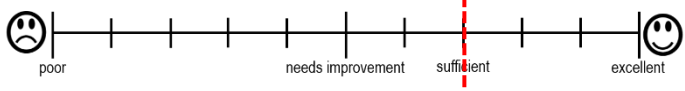
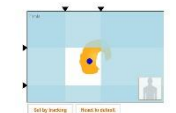
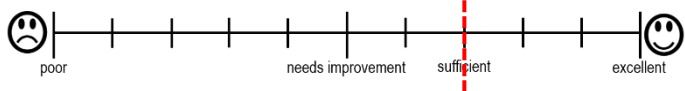
Armeo®Power User Requirements Checklist

In order to ensure safe, effective and efficient use of the ArmeoPower, the clinicians that are certified as users must have a certain level of practical knowhow before using the device on their own. This checklist serves as a support for you as a Trainer when you educate new users on the ArmeoPower to check if they are ready to work with the device. Before certifying a user, he/she should fulfil the criteria below:


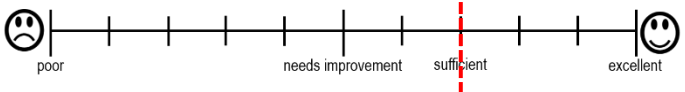

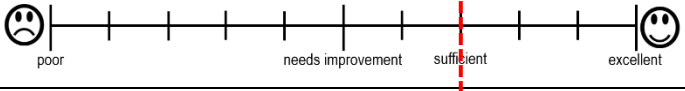

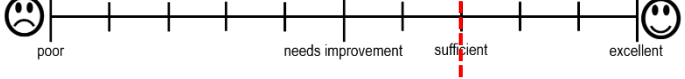
1. Prepare the Patient and the ArmeoPower and Setup

		Description	Name of the Candidate: _____
1		Candidate knows indications and contraindications	
2		Candidate knows the criteria for proper setup of the patient in the device	
4		Candidate performs and instructs the initial Assessments (A-ROM and A-MOVE) correctly	
5		Candidate knows how to manage the therapy plan	

2. Training procedure: Adjustments

1		Candidate knows the different exercises and assessments and their goals	
2		Candidate knows how to adjust the exercises to the patients' abilities (training region editor and re-do initial assessments, robotic support, visual detail, difficulty level, autogrip etc.)	

3. General Aspects

1		Candidate can handle the patient in the device safely	
2		Candidate knows different options how to challenge a patient	
3		Candidate knows how to use the report	

To become a User, all ratings should at least be 'sufficient'

Candidate passed the User Education:

No

Yes

Name and Signature of ArmeoPower Trainer

Name and Signature of ArmeoPower User

Name	Signature

Name	Signature

Date/Place: _____ / _____