


























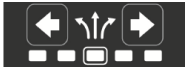














Andago® User Requirements Checklist

In order to ensure safe, effective and efficient use of the Andago, the clinicians that are certified as users must have a certain level of practical knowhow before using the device on their own. This checklist serves as a support for you as a Trainer when you educate new Users on the Andago to check if they are ready to work with the Andago. This checklist serves as a help for you to assess if a clinician is ready to be a User, therefore he/she should fulfil the criteria below:
















1. Prepare the Patient and Put the Patient in the Andago

		Description	Name of the Candidate: _____
1		Knowledge of indications, contraindications and risk-factors And how to assess the risk against the benefit of training.	   
2		Candidate knows the criteria for the selection of the harness and fits it correctly	   
3		Candidate knows how to lift the patient , set the appropriate amount of body-weight support and sets default fall limit correctly.	   

2. Training procedure:

1		Candidate can explain each training mode and how to use them	   
2		Candidate knows how to select the correct walking speed .	   
3		The candidate understands the use and adjustment of the turning offset	   
		Candidate knows different exercises to challenge the patient during gait and balance training with Andago	   
4		The participant knows how to end the training and save data.	   

3. General Aspects

1		Candidate knows the safety systems , can handle the patient in the device safely , and knows how to handle an emergency situation	   
2		Candidate knows how to resolve some basic errors and what to do in case of other errors.	   
3		Candidate knows how to charge Andago correctly.	   

To become a User, all ratings should at least be 'sufficient'

Candidate passed the User Education:

No ☐

Yes ☐

Name and Signature of Andago Trainer

Name and Signature of Andago User

Name	Signature

Name	Signature

Date/Place: _____ / _____