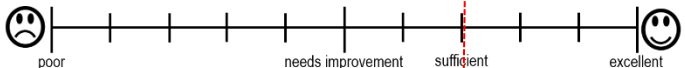
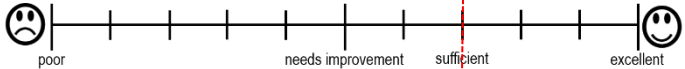


Checklist for C-Mill User Education Requirements

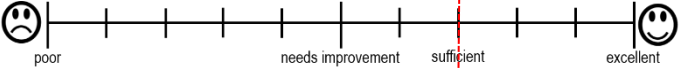
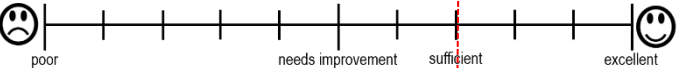

In order to ensure safe, effective and efficient use of the C-Mill, the clinicians that are certified as users must have a certain level of practical knowhow before using the device on their own. This checklist serves as a support for you as a C-Mill Trainer when you educate new C-Mill Users on the C-Mill to check if they are ready to work with the C-Mill.

Before certifying a clinician as C-Mill User, he/she should fulfil the criteria below:



1. Daily system operation

	Description	Name of the Candidate: _____
1	Candidate knows indications and contraindications	
2	Candidate knows the daily operations of the system: start-up, zero force plate, shut down and is able to navigate through the Cuefors software.	

2. Run a session

1	Candidate understands the workflow, including level, assessment & training and is able to apply the C-Mill therapy workflow	
2	Candidate is able to perform a therapy sessions and feel confident to use the C-Mill	
3	Candidate understand the C-mill data and is able to interpret the data in order to choose therapy goals (patient case)	

3. General Aspects

1	Candidate can handle the patient in the device safely and knows how to handle an emergency situation	
2	Candidate knows how to configure the floor projection and create a protocol and track	

To become a User, all ratings should at least be 'sufficient'

Candidate passed the C-Mill User Education:

No ☐

Yes ☐

Name and Signature of C-Mill Trainer

Name and Signature of C-Mill User

Name	Signature

Name	Signature

Date/Place: _____ / _____